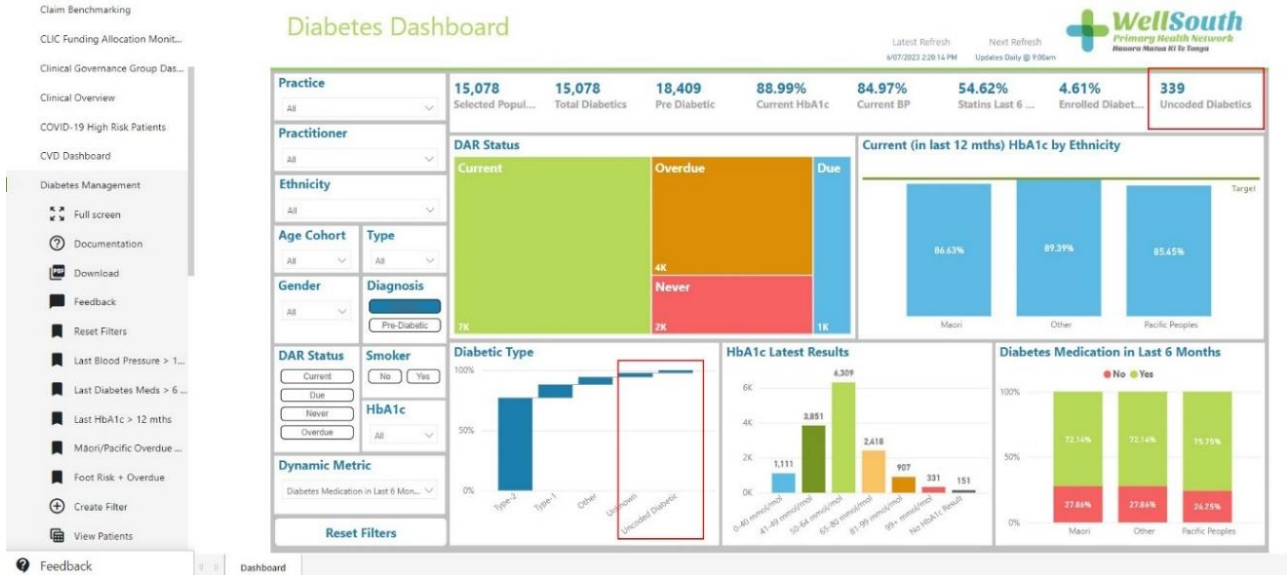


New Diabetes Screen in Thalamus – “Uncoded diabetics”

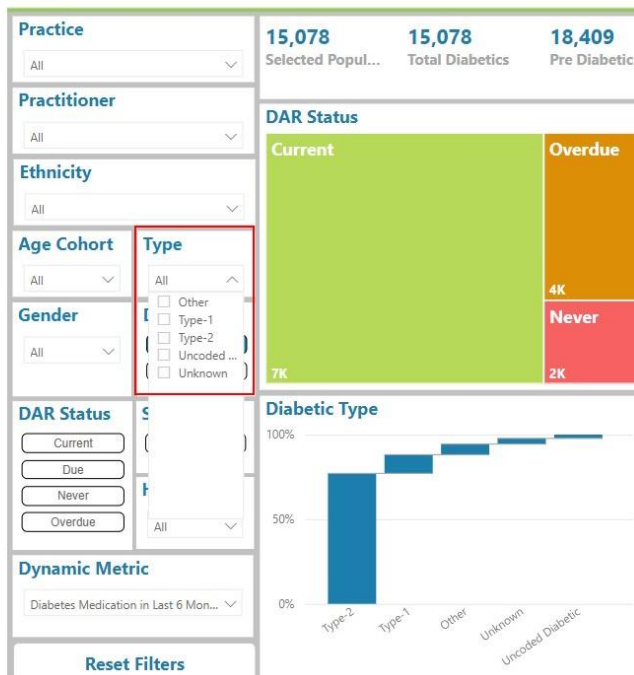
Please see below the instructions on how to find the relevant bar, and the list of patients.

The number of diabetics you have that we find aren't coded are found below in the red squares.

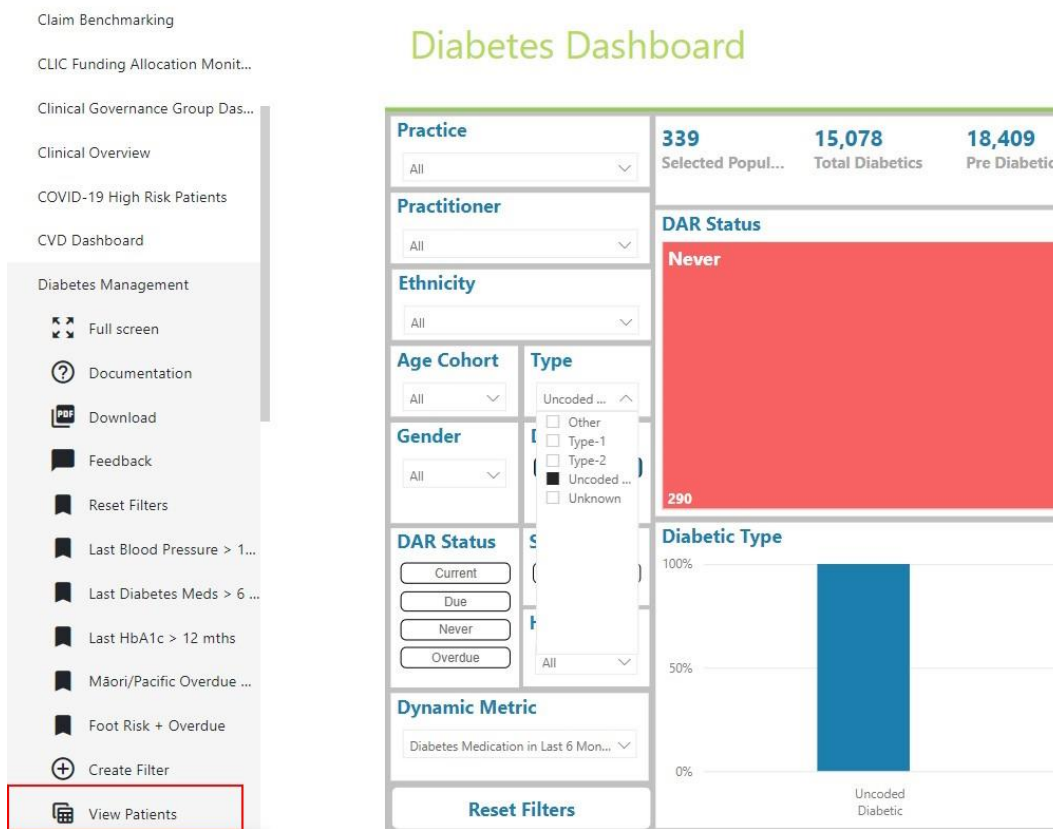


To get a list of these patients, click on the Type dropdown in the filters to the left of the dashboard

Diabetes Dashboard



And select the “Uncoded...” option to filter the dashboard to bring up only these patients



The screenshot shows the 'Diabetes Dashboard' interface. On the left is a navigation menu with 'View Patients' highlighted in a red box. The main dashboard area includes several filter sections: Practice (All), Practitioner (All), Ethnicity (All), Age Cohort (All), Gender (All), and DAR Status (Current, Due, Never, Overdue). A 'Type' dropdown menu is open, showing options: Other, Type-1, Type-2, Uncoded... (selected), and Unknown. Summary statistics at the top right show 339 Selected Population, 15,078 Total Diabetics, and 18,409 Pre Diabetic. A 'DAR Status' bar chart shows a large red bar for 'Never' with a value of 290. A 'Diabetic Type' bar chart shows a blue bar for 'Uncoded Diabetic' at 100%. A 'Dynamic Metric' section is partially visible at the bottom.

Finally, click the view patients button highlighted above to bring up the patient list. The patients’ last 2 HbA1cs will both have values over 50, and the value in the diabetes type column will indicate they’re an uncoded diabetic.

If you have questions or would like help, please email Susie.lawless@wellsouth.org.nz or Glen.knol@wellsouth.org.nz