

## Register and FFS Analysis for ABC Practice

For Mar 2019

### Patient Register

Funded		Age Group	
Patients Funded	3,264	00-04	212
		05-14	422
		15-24	413
		25-44	986
Ethnic Group		45-64	835
European	1,092	65+	396
Maori	351	Deprivation Index	
Pacific Island	862	Quintile 5	811
Asian	768	Quintile 1 - 4	2,402
Other	184	Unknown	51
Unknown	7		

### Financial Summary

Monthly First Level Service Amounts	Net	GST	TOTAL
First Contact Care	\$37,839.27	\$5,675.89	\$43,515.15
Very Low Cost Access	\$16,187.53	\$2,428.13	\$18,615.66
Under 6s	\$0.00	\$0.00	\$0.00
Under 14s	\$0.00	\$0.00	\$0.00
CSC	\$0.00	\$0.00	\$0.00
<b>Total</b>	<b>\$54,026.79</b>	<b>\$8,104.02</b>	<b>\$62,130.81</b>
<b>FFS Deductions</b>	<b>-\$915.53</b>	<b>-\$157.93</b>	<b>-\$1,052.86</b>
<b>Total</b>	<b>\$53,111.26</b>	<b>\$7,946.09</b>	<b>\$61,077.95</b>

### Fee For Service Deduction

<b>Monthly Amount</b>	<b>-\$915.53</b>
Average deduction per enrolled patient	-\$0.28
Total visits deducted	43

Go to:

[Financial Montly](#)

[Patient Enrolments](#)

[Enrolment Graphs](#)

[Funding Details](#)

[Patient Demographics](#)

[FFS Deductions](#)

[FFS This Month Detail](#)

[FFS This Month Totals](#)

[FFS 6 Month Totals](#)

[Click here to go the Karo website for help interpreting this spreadsheet.](#)

**Summary of Monthly Payments (excl GST) ABC Practice for Mar 2019**

[Home](#)

**Monthly Payments (excl GST) for Current Quarter**

	<b>First Contact Care</b>	<b>Very Low Cost</b>	<b>Under 6s</b>	<b>Under 14s</b>	<b>CSC Subsidy</b>	<b>FFS DEDUCTIONS</b>	<b>TOTAL</b>
Total	\$37,839.27	\$16,187.53	\$0.00	\$0.00	\$0.00	-\$915.53	<b>\$53,111.26</b>

**Practice Monthly Totals (previous 2 years)**

<b>Month</b>	<b>First Contact Care</b>	<b>Very Low Cost</b>	<b>Under 6s</b>	<b>Under 14s</b>	<b>CSC Subsidy</b>	<b>FFS DEDUCTIONS</b>	<b>TOTAL</b>
Mar 2019	\$37,839.27	\$16,187.53	\$0.00	\$0.00	\$0.00	-\$915.53	<b>\$53,111.26</b>
Feb 2019	\$38,022.18	\$16,121.18	\$0.00	\$0.00	\$0.00	-\$1,408.86	<b>\$52,734.50</b>
Jan 2019	\$38,218.14	\$16,308.25	\$0.00	\$0.00	\$0.00	-\$839.97	<b>\$53,686.42</b>
Dec 2018	\$38,239.86	\$16,076.86	\$0.00	\$0.00	\$0.00	-\$746.66	<b>\$53,570.06</b>
Nov 2018	\$38,150.07	\$10,803.83	\$0.00	\$0.00	\$0.00	-\$742.21	<b>\$48,211.69</b>
Oct 2018	\$38,250.30	\$10,822.18	\$0.00	\$0.00	\$0.00	\$0.00	<b>\$49,072.48</b>

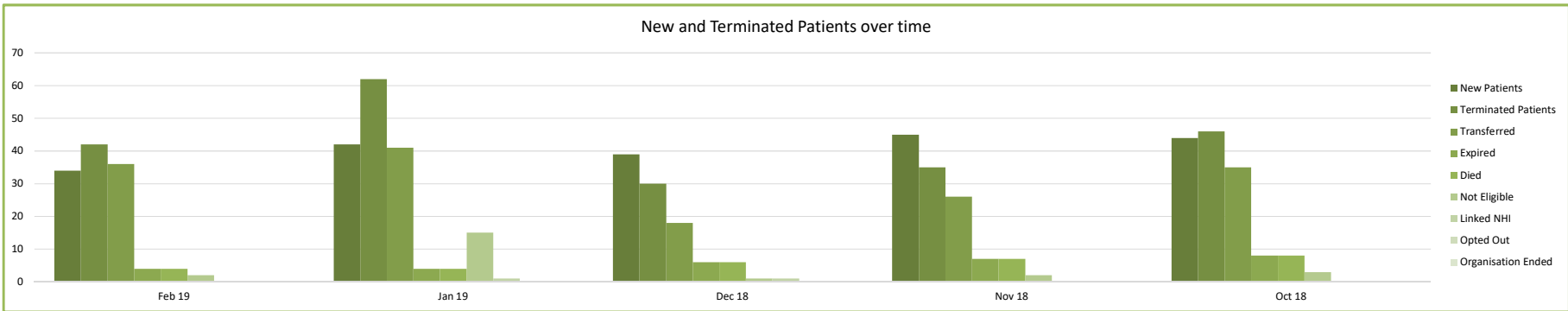
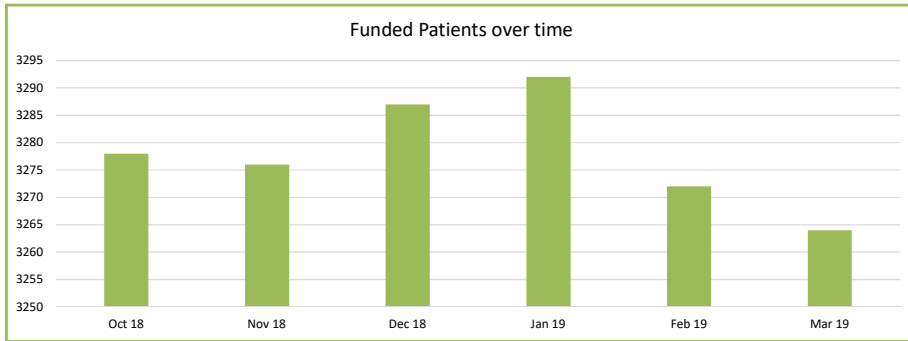
Patient Enrolments for ABC Practice for Mar 2019

[Home](#)

NES Enrolments over time

Month Start Date	Funded Patients	New Patients	Terminated Patients
Mar 19	3264	na	na
Feb 19	3272	34	42
Jan 19	3292	42	62
Dec 18	3287	39	30
Nov 18	3276	45	35
Oct 18	3278	44	46

Reason for Termination							
Transferred	Expired	Died	Not Eligible	Linked NHI	Opted Out	Organisation Ended	
na	na	na	na	na	na	na	na
36	4	0	2	0	0	0	0
41	4	1	15	1	0	0	0
18	6	4	1	1	0	0	0
26	7	0	2	0	0	0	0
35	8	0	3	0	0	0	0



Funding Details for ABC Practice for Mar 2019

[Home](#)

Patients						
Age Group	Gender	HUHC Only	CSC Only	Both	No Card	% CSC
00-04	Female	0	0	0	103	0%
00-04	Male	0	4	0	105	4%
05-14	Female	0	10	0	200	5%
05-14	Male	0	14	0	198	7%
15-24	Female	0	58	0	132	31%
15-24	Male	0	44	0	179	20%
25-44	Female	0	144	0	315	31%
25-44	Male	0	102	0	425	19%
45-64	Female	0	106	0	280	27%
45-64	Male	0	127	0	322	28%
65+	Female	0	80	0	102	44%
65+	Male	0	78	0	136	36%
<b>Total</b>		<b>0</b>	<b>767</b>	<b>0</b>	<b>2497</b>	<b>23%</b>

First Level Service Funding Amounts							Funding					
Age Group	Gender	HUHC	CSC	Both	No Card		Age Group	Gender	HUHC	CSC	Both	No Card
00-04	Female	\$51.93	\$33.90	\$51.93	\$33.90		00-04	Female	\$0.00	\$0.00	\$0.00	\$3,492.03
00-04	Male	\$51.93	\$36.08	\$51.93	\$36.08		00-04	Male	\$0.00	\$144.31	\$0.00	\$3,788.16
05-14	Female	\$33.30	\$8.73	\$33.30	\$8.73		05-14	Female	\$0.00	\$87.29	\$0.00	\$1,745.74
05-14	Male	\$33.30	\$8.27	\$33.30	\$8.27		05-14	Male	\$0.00	\$115.82	\$0.00	\$1,637.97
15-24	Female	\$32.08	\$10.15	\$32.08	\$10.15		15-24	Female	\$0.00	\$588.53	\$0.00	\$1,339.40
15-24	Male	\$32.08	\$5.58	\$32.08	\$5.58		15-24	Male	\$0.00	\$245.72	\$0.00	\$999.64
25-44	Female	\$32.08	\$8.92	\$32.08	\$8.92		25-44	Female	\$0.00	\$1,283.99	\$0.00	\$2,808.73
25-44	Male	\$32.08	\$5.76	\$32.08	\$5.76		25-44	Male	\$0.00	\$587.91	\$0.00	\$2,449.62
45-64	Female	\$35.13	\$12.21	\$35.13	\$12.21		45-64	Female	\$0.00	\$1,294.57	\$0.00	\$3,419.61
45-64	Male	\$35.13	\$9.12	\$35.13	\$9.12		45-64	Male	\$0.00	\$1,158.46	\$0.00	\$2,937.19
65+	Female	\$37.68	\$21.05	\$37.68	\$21.05		65+	Female	\$0.00	\$1,683.71	\$0.00	\$2,146.73
65+	Male	\$37.68	\$18.15	\$37.68	\$18.15		65+	Male	\$0.00	\$1,415.72	\$0.00	\$2,468.43
							<b>Total</b>		<b>\$0.00</b>	<b>\$8,606.01</b>	<b>\$0.00</b>	<b>\$29,233.25</b>

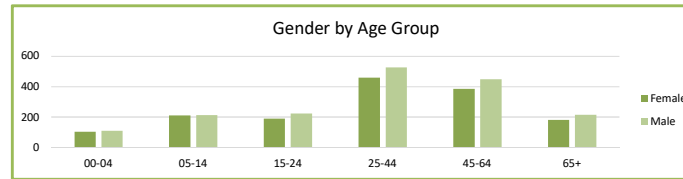
VLCA Subsidy Monthly Funding Amounts						Funding					
Age Group	Gender	HUHC	CSC	Both	No Card	Age Group	Gender	HUHC	CSC	Both	No Card
00-04	Female	\$6.76	\$6.76	\$6.76	\$6.76	00-04	Female	\$0.00	\$0.00	\$0.00	\$695.87
00-04	Male	\$7.11	\$7.11	\$7.11	\$7.11	00-04	Male	\$0.00	\$28.45	\$0.00	\$746.88
05-14	Female	\$4.88	\$5.22	\$5.22	\$4.88	05-14	Female	\$0.00	\$52.15	\$0.00	\$975.14
05-14	Male	\$4.86	\$5.20	\$5.20	\$4.86	05-14	Male	\$0.00	\$72.84	\$0.00	\$962.72
15-24	Female	\$2.58	\$4.68	\$4.68	\$2.58	15-24	Female	\$0.00	\$271.31	\$0.00	\$341.18
15-24	Male	\$1.42	\$2.84	\$2.84	\$1.42	15-24	Male	\$0.00	\$125.10	\$0.00	\$254.65
25-44	Female	\$2.27	\$6.51	\$6.51	\$2.27	25-44	Female	\$0.00	\$937.08	\$0.00	\$715.43
25-44	Male	\$1.47	\$7.17	\$7.17	\$1.47	25-44	Male	\$0.00	\$731.05	\$0.00	\$623.99
45-64	Female	\$3.11	\$12.96	\$12.96	\$3.11	45-64	Female	\$0.00	\$1,373.68	\$0.00	\$871.02
45-64	Male	\$2.32	\$13.31	\$13.31	\$2.32	45-64	Male	\$0.00	\$1,690.31	\$0.00	\$748.17
65+	Female	\$5.36	\$17.11	\$17.11	\$5.36	65+	Female	\$0.00	\$1,368.71	\$0.00	\$546.81
65+	Male	\$4.62	\$18.29	\$18.29	\$4.62	65+	Male	\$0.00	\$1,426.25	\$0.00	\$628.76
						<b>Total</b>		<b>\$0.00</b>	<b>\$8,076.93</b>	<b>\$0.00</b>	<b>\$8,110.60</b>

Patient Demographics for ABC Practice for Mar 2019

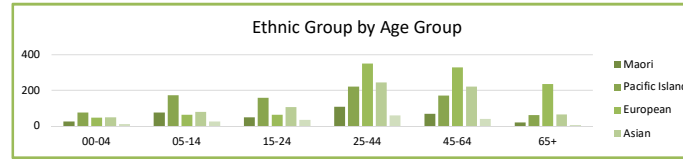
[Home](#)

Age Breakdowns

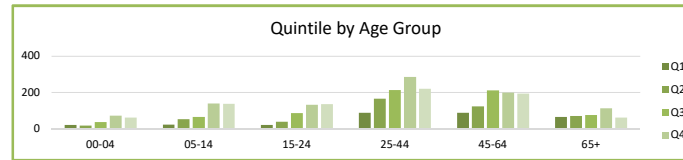
Gender	Age Group						Total	%
	00-04	05-14	15-24	25-44	45-64	65+		
Female	103	210	190	459	386	182	1530	47%
Male	109	212	223	527	449	214	1734	53%
Unknown	0	0	0	0	0	0	0	0%
<b>Total</b>	<b>212</b>	<b>422</b>	<b>413</b>	<b>986</b>	<b>835</b>	<b>396</b>	<b>3264</b>	



Ethnic Group	Age Group						Total	%
	00-04	05-14	15-24	25-44	45-64	65+		
Maori	27	76	50	108	69	21	351	11%
Pacific Island	76	173	158	221	171	63	862	26%
European	48	64	64	351	329	236	1092	33%
Asian	49	81	106	245	222	65	768	24%
Other	12	27	35	61	42	7	184	6%
Unknown	0	1	0	0	2	4	7	0%
<b>Total</b>	<b>212</b>	<b>422</b>	<b>413</b>	<b>986</b>	<b>835</b>	<b>396</b>	<b>3264</b>	



Quintile	Age Group						Total	%
	00-04	05-14	15-24	25-44	45-64	65+		
Unknown (0)	4	5	1	12	17	12	51	2%
Q1	21	23	20	89	89	64	306	9%
Q2	17	53	38	165	124	70	467	14%
Q3	37	64	86	213	212	75	687	21%
Q4	72	140	132	286	199	113	942	29%
Q5	61	137	136	221	194	62	811	25%
<b>Total</b>	<b>212</b>	<b>422</b>	<b>413</b>	<b>986</b>	<b>835</b>	<b>396</b>	<b>3264</b>	



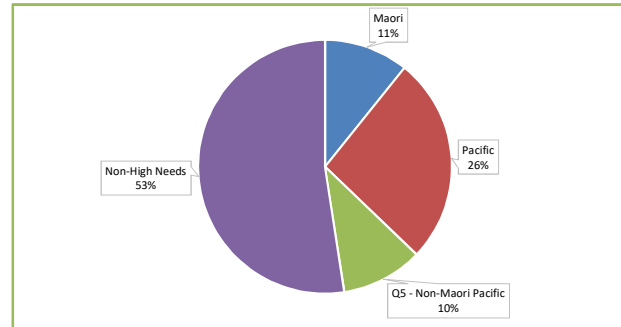
High Needs Analysis

Patient Register by Ethnic Group and Deprivation Index

Ethnicity Group	Quintile 5		Quintile 4		Quintile 3		Quintile 2		Quintile 1		Unknown		Total	
	Patients	%	Patients	%	Patients	%	Patients	%	Patients	%	Patients	%	Patients	%
Maori	111	32%	108	31%	63	18%	38	11%	25	7%	6	2%	351	11%
Pacific	360	42%	281	33%	128	15%	67	8%	14	2%	12	1%	862	26%
Non Maori Pacific	340	17%	553	27%	496	24%	362	18%	267	13%	33	2%	2051	63%
<b>TOTAL</b>	<b>811</b>	<b>25%</b>	<b>942</b>	<b>29%</b>	<b>687</b>	<b>21%</b>	<b>467</b>	<b>14%</b>	<b>306</b>	<b>9%</b>	<b>51</b>	<b>2%</b>	<b>3264</b>	

LCAF Analysis

Maori	351	11%
Pacific	862	26%
Q5 - Non-Maori Pacific	340	10%
High Needs	1553	48%
Non-High Needs	1711	52%
<b>TOTAL</b>	<b>3264</b>	<b>100%</b>



FFS Deductions for ABC Practice for Mar 2019

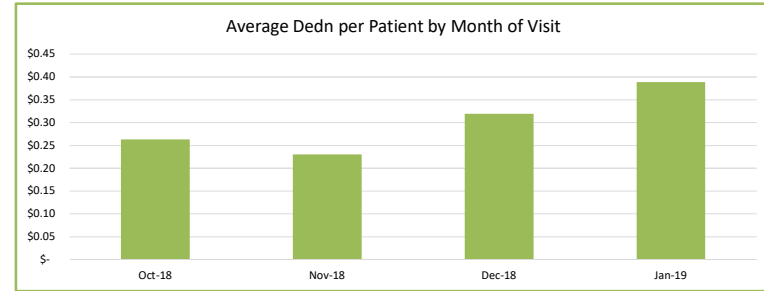
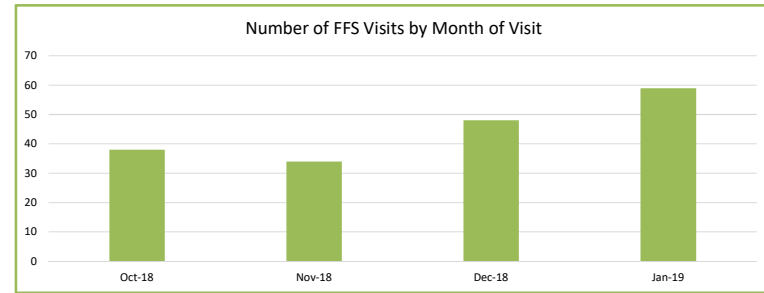
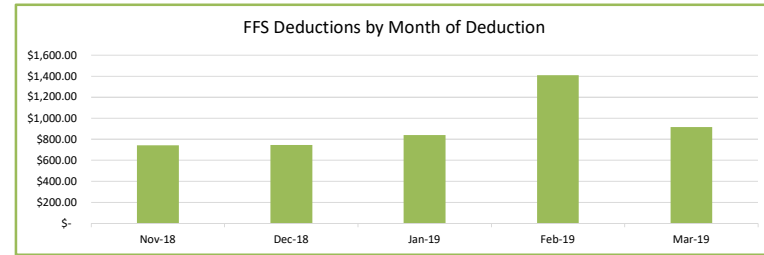
[Home](#)

FFS Deductions by Month of the Deduction

Month of Deduction	Patients	FFS Deductions	Number of FFS Visits	Average Dedn per Patient
Mar-19	3264	\$ 915.53	43	\$ 0.28
Feb-19	3272	\$ 1,408.86	65	\$ 0.43
Jan-19	3292	\$ 839.97	39	\$ 0.26
Dec-18	3287	\$ 746.66	32	\$ 0.23
Nov-18	3276	\$ 742.21	33	\$ 0.23

FFS Deductions by Month of the Visit - note last 2 months are not included as not all visits have been claimed yet

Month of Visit	Patients	FFS Deductions	Number of FFS Visits	Average Dedn per Patient
Jan-19	3292	\$ 1,279.98	59	\$ 0.39
Dec-18	3287	\$ 1,048.86	48	\$ 0.32
Nov-18	3276	\$ 755.54	34	\$ 0.23
Oct-18	3278	\$ 862.21	38	\$ 0.26



FFS This Months Details for ABC Practice for Mar 2019

[Home](#)

Enrolment ID	NHI	Surname	First Name	Age Group	Date Last Visit (with you)	Date FFS Visit	Day of Visit	Dedn Amount (GST incl)
99999999	ABC1234	Mouse	Mickey	00 to 04	14 Feb 2019	08 Feb 2019	Friday	\$35.78
EnrollID	NHI	Sname	Fname	00 to 04	20 Aug 2018	03 Feb 2019	Sunday	\$35.78
EnrollID	NHI	Sname	Fname	00 to 04	05 Feb 2019	19 Feb 2019	Tuesday	\$35.78
EnrollID	NHI	Sname	Fname	00 to 04	25 Feb 2019	25 Feb 2019	Monday	\$35.78
EnrollID	NHI	Sname	Fname	25 to 44	19 Jul 2018	25 Feb 2019	Monday	\$15.33
EnrollID	NHI	Sname	Fname	45 to 64	23 Jul 2018	18 Jan 2019	Friday	\$15.33
EnrollID	NHI	Sname	Fname	05 to 14	19 Feb 2019	18 Feb 2019	Monday	\$15.33
EnrollID	NHI	Sname	Fname	00 to 04	26 Sep 2018	18 Feb 2019	Monday	\$35.78
EnrollID	NHI	Sname	Fname	00 to 04	27 Nov 2018	24 Feb 2019	Sunday	\$35.78
EnrollID	NHI	Sname	Fname	00 to 04	03 Jan 2019	10 Feb 2019	Sunday	\$35.78
EnrollID	NHI	Sname	Fname	25 to 44		05 Feb 2019	Tuesday	\$15.33
EnrollID	NHI	Sname	Fname	25 to 44		12 Feb 2019	Tuesday	\$15.33
EnrollID	NHI	Sname	Fname	00 to 04	08 Nov 2018	18 Feb 2019	Monday	\$35.78
EnrollID	NHI	Sname	Fname	05 to 14	04 Feb 2019	08 Feb 2019	Friday	\$15.33
EnrollID	NHI	Sname	Fname	45 to 64	28 Feb 2019	24 Feb 2019	Sunday	\$15.33
EnrollID	NHI	Sname	Fname	15 to 24	31 Oct 2018	09 Feb 2019	Saturday	\$15.33
EnrollID	NHI	Sname	Fname	65 and over	15 Jan 2019	21 Feb 2019	Thursday	\$15.33



**Total FFS Deductions for ABC Practice for Mar 2019**

[Home](#)

**Please Note:** If you have changed your PMS or PHO recently then this report may not be accurate!!

Enrolment ID	NHI	Surname	First Name	Age Group	Date Last Visit (with you)	Total Amount (GST incl)	Total Visits
99999999	ABC1234	Mouse	Mickey	00 to 04	16 Nov 2018	107.34	3
EnrolID	NHI	Sname	Fname	00 to 04	28 Feb 2019	71.56	2
EnrolID	NHI	Sname	Fname	00 to 04	14 Feb 2019	35.78	1
EnrolID	NHI	Sname	Fname	00 to 04	20 Aug 2018	35.78	1
EnrolID	NHI	Sname	Fname	00 to 04	25 Feb 2019	35.78	1
EnrolID	NHI	Sname	Fname	00 to 04	05 Feb 2019	35.78	1
EnrolID	NHI	Sname	Fname	00 to 04	26 Sep 2018	35.78	1
EnrolID	NHI	Sname	Fname	05 to 14	05 Feb 2019	35.78	1
EnrolID	NHI	Sname	Fname	00 to 04	25 Feb 2019	35.78	1
EnrolID	NHI	Sname	Fname	00 to 04	28 Apr 2017	35.78	1
EnrolID	NHI	Sname	Fname	00 to 04	03 Jan 2019	35.78	1
EnrolID	NHI	Sname	Fname	00 to 04	09 Apr 2018	35.78	1
EnrolID	NHI	Sname	Fname	00 to 04	27 Nov 2018	35.78	1
EnrolID	NHI	Sname	Fname	00 to 04	22 Dec 2017	35.78	1
EnrolID	NHI	Sname	Fname	00 to 04	08 Nov 2018	35.78	1
EnrolID	NHI	Sname	Fname	00 to 04	27 Feb 2019	35.78	1
EnrolID	NHI	Sname	Fname	25 to 44		30.66	2
EnrolID	NHI	Sname	Fname	05 to 14	23 Jan 2019	20.45	1
EnrolID	NHI	Sname	Fname	45 to 64	23 Jul 2018	15.33	1
EnrolID	NHI	Sname	Fname	25 to 44	21 Jun 2018	15.33	1
EnrolID	NHI	Sname	Fname	15 to 24	15 Feb 2019	15.33	1
EnrolID	NHI	Sname	Fname	65 and over	24 Apr 2018	15.33	1

**Total FFS Deductions for the last 6 months for ABC Practice for Mar 2019**

[Home](#)

**Please Note:** This report lists totals only for patients you are currently funded for.  
 If you have changed your PMS or PHO recently then this report may not be accurate!!

Enrolment ID	NHI	Surname	First Name	Age Group	Date Last Visit (with you)	Total Amount (GST incl)	Total Visits	6 month FLS Amount (GST incl)
99999999	ABC1234	Mouse	Mickey	00 to 04	16 Nov 2018	\$178.90	5	\$52.40
EnrollID	NHI	SName	FName	00 to 04	16 Nov 2018	\$143.12	4	\$49.67
EnrollID	NHI	SName	FName	00 to 04	14 Feb 2019	\$143.12	4	\$46.76
EnrollID	NHI	SName	FName	00 to 04	18 Dec 2018	\$107.34	3	\$52.40
EnrollID	NHI	SName	FName	00 to 04	09 Oct 2018	\$107.34	3	\$49.35
EnrollID	NHI	SName	FName	00 to 04	11 Feb 2019	\$71.56	2	\$49.35
EnrollID	NHI	SName	FName	00 to 04	25 Feb 2019	\$71.56	2	\$49.67
EnrollID	NHI	SName	FName	00 to 04	22 Aug 2018	\$71.56	2	\$52.40
EnrollID	NHI	SName	FName	00 to 04	04 Jan 2019	\$71.56	2	\$49.67
EnrollID	NHI	SName	FName	00 to 04	08 Aug 2018	\$71.56	2	\$52.40
EnrollID	NHI	SName	FName	00 to 04	21 Jan 2019	\$71.56	2	\$46.76
EnrollID	NHI	SName	FName	00 to 04	30 Jul 2018	\$71.56	2	\$49.67
EnrollID	NHI	SName	FName	00 to 04	27 Feb 2019	\$71.56	2	\$46.76
EnrollID	NHI	SName	FName	00 to 04	28 Feb 2019	\$71.56	2	\$49.67
EnrollID	NHI	SName	FName	00 to 04	24 Apr 2018	\$61.32	4	\$43.88
EnrollID	NHI	SName	FName	00 to 04	04 Feb 2019	\$45.99	3	\$17.74
EnrollID	NHI	SName	FName	00 to 04	24 Apr 2018	\$45.99	3	\$43.88
EnrollID	NHI	SName	FName	00 to 04	12 Feb 2019	\$45.99	3	\$41.90
EnrollID	NHI	SName	FName	00 to 04	30 Jan 2019	\$45.99	3	\$14.87
EnrollID	NHI	SName	FName	00 to 04	23 Jan 2019	\$40.90	2	\$15.50
EnrollID	NHI	SName	FName	00 to 04	08 Nov 2018	\$35.78	1	\$46.76
EnrollID	NHI	SName	FName	00 to 04	13 Feb 2019	\$35.78	1	\$14.69
EnrollID	NHI	SName	FName	00 to 04	19 Oct 2017	\$35.78	1	\$15.65
EnrollID	NHI	SName	FName	00 to 04	22 Dec 2017	\$35.78	1	\$49.67
EnrollID	NHI	SName	FName	00 to 04	22 Dec 2017	\$35.78	1	\$52.40
EnrollID	NHI	SName	FName	00 to 04	04 Feb 2019	\$35.78	1	\$52.40